




























Nombre: _____

Registro de observación lunar

Instrucciones: A continuación tienes círculos para que observes la Luna desde mañana durante 28 días (1 mes lunar) y cada día colorea la parte que se vea oscura. Una vez que tengas todas las lunas sombreadas, debes adivinar en qué fase se encuentra, ¿Recuerdas las fases lunares?

Fecha: 	Fecha: 	Fecha: 	Fecha: 	Fecha: 	Fecha: 	Fecha: 
Fecha: 	Fecha: 	Fecha: 	Fecha: 	Fecha: 	Fecha: 	Fecha: 
Fecha: 	Fecha: 	Fecha: 	Fecha: 	Fecha: 	Fecha: 	Fecha: 
Fecha: 	Fecha: 	Fecha: 	Fecha: 	Fecha: 	Fecha: 	Fecha: 